

How to log in to Blackboard



St. Lawrence College

This manual contains pertinent
information about logging in to your
Blackboard account

June, 2017

Log in to Blackboard

About

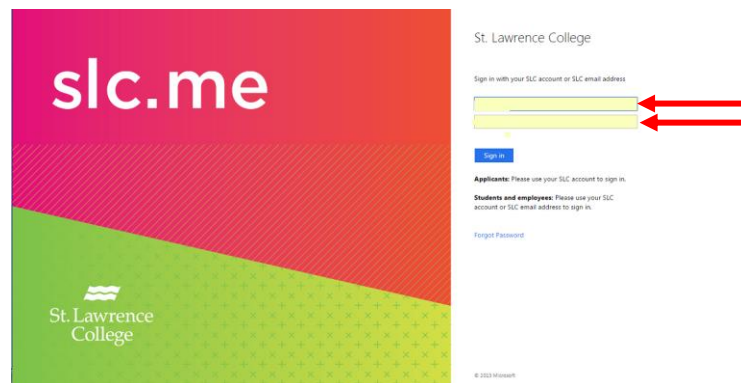
Blackboard is an extension of the classroom online. As such, students will be required to log in to their account often throughout the school year. Your Blackboard account will provide access to communication from instructors, course information such as course schedules or course outlines. Additionally, students will also be able to access course material such as PowerPoint slides, quizzes, assignments, and various other materials through Blackboard. Before you can access any of this information, you must log in.

Logging in to Blackboard

There are two ways to log in to your Blackboard account. First is through your Slc.me account, and the second is directly through blackboard.

Log in through Slc.me

1. Go to <https://slc.me/> you will be presented with the login screen. On the right hand side you will be asked for your username and password. Enter the information and click the login button. *Please note: You can now log in to the slc.me log in screen with either your slc.me username or your full student email address.*

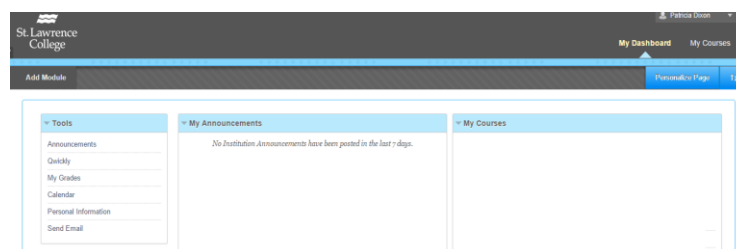


2. On the Slc.me Student Portal homepage, click the blackboard icon.

Blackboard



This will then open your blackboard account to a view of your dashboard page.

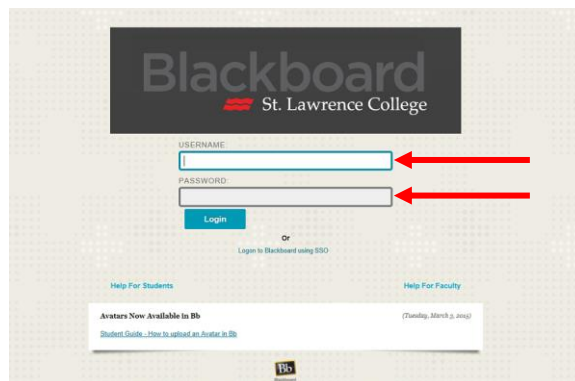


Log in to Blackboard

Log in directly

In the case that Slc.me is not available due to maintenance or outage, you may be able to log in to Blackboard directly.

1. Go to <https://blackboard.sl.on.ca> you will be presented with the Blackboard log in screen. In the center of the screen you will be asked for your username and password. *Please note: you must use your Slc.me username and password and not your student email account.* Enter the information and click log in.



2. This will then log you in and open to a view of your dashboard.

